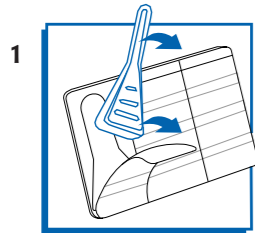
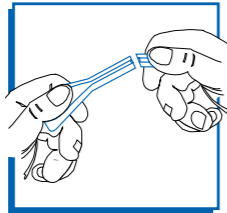


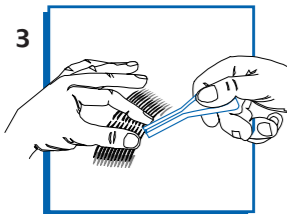
FRONTLINE
TOP SPOT FOR DOGS



1 Remove a pipette from the foil backed holder.



2 Break off the tip of the pipette at the pre-cut line.



3 Part the coat so the contents can be applied directly to the skin when the pipette is squeezed.



4 Apply the entire contents at a point between the shoulder blades.

FRONTLINE
TOP SPOT FOR DOGS



SAFETY DIRECTIONS : Will irritate the eyes and skin. Avoid contact with eyes and skin. If product enters eyes, wash it out immediately with water. Wash hands after use.

FIRST AID : If poisoning occurs, contact a doctor or Poisons Information Centre, phone 131126. If swallowed, and if more than 15 minutes from a hospital, induce vomiting, preferably using Ipecac Syrup APF.

Storage : Store below 30°C (Room Temperature). See end panel for batch number and expiry date.

Disposal : Wrap empty container in paper and place in garbage.

For product information and for emergency advice call the 24-hour toll-free Merial technical hotline :
1800-808-691

Treatment Schedule

Dog's name :

	First treatment (pipette n°1)	Second treatment (pipette n°2)	Third treatment (pipette n°3)
Date			

MONTHLY TREATMENT FOR ONGOING FLEA CONTROL

Batch :
Expiry :

Merial Australia Pty Ltd
ACN 071 187 285
Level 6, 79 George Street
Parramatta NSW 2150



NRA Approval N° : 52327/0400

3
Pack

FRONTLINE
TOP SPOT FOR DOGS

Dogs
20
40
kg

CAUTION
KEEP OUT OF REACH OF CHILDREN
READ SAFETY DIRECTIONS
FOR ANIMAL TREATMENT ONLY

FRONTLINE
TOP SPOT FOR DOGS

100 g/L Fipronil

For
LARGE
DOGS
20 to 40 kg



For the treatment and prevention of flea infestations, control of flea allergy dermatitis and control of ticks (including paralysis tick) on dogs.

Water fast
Monthly application for fleas
Two weekly application for paralysis ticks.

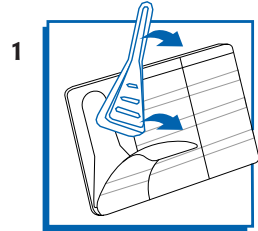
3 x 2.68 mL pipettes



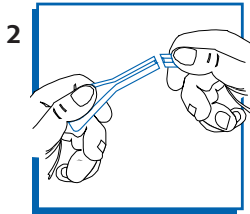
FRONTLINE is a registered trademark of Merial.
Copyright © 2000 Merial Limited. All rights reserved.



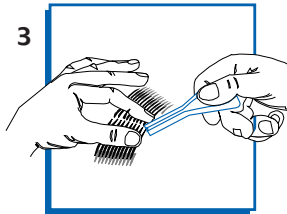
FRONTLINE
TOP SPOT FOR DOGS



1 Remove a pipette from the foil backed holder.



2 Break off the tip of the pipette at the pre-cut line.



3 Part the coat so the contents can be applied directly to the skin when the pipette is squeezed.



4 Apply the entire contents at a point between the shoulder blades.

FRONTLINE
TOP SPOT FOR DOGS



SAFETY DIRECTIONS : Will irritate the eyes and skin. Avoid contact with eyes and skin. If product enters eyes, wash it out immediately with water. Wash hands after use.

FIRST AID : If poisoning occurs, contact a doctor or Poisons Information Centre, phone 131126. If swallowed, and if more than 15 minutes from a hospital, induce vomiting, preferably using Ipecac Syrup APF.

Storage : Store below 30°C (Room Temperature). See end panel for batch number and expiry date.

Disposal : Wrap empty container in paper and place in garbage.

For product information and for emergency advice call the 24-hour toll-free Merial technical hotline :
1800-808-691

Treatment Schedule

Dog's name :

	First treatment (pipette n°1)	Second treatment (pipette n°2)	Third treatment (pipette n°3)
Date			
	Fourth treatment (pipette n°4)	Fifth treatment (pipette n°5)	Sixth treatment (pipette n°6)
Date			

MONTHLY TREATMENT FOR ONGOING FLEA CONTROL

Batch :
Expiry :

Merial Australia Pty Ltd
ACN 071 187 285
Level 6, 79 George Street
Parramatta NSW 2150



NRA Approval N° : 52327/0400

Prevention
6
Pack

FRONTLINE
TOP SPOT FOR DOGS

Dogs
20
40
kg

Prevention 6-Pack



CAUTION
KEEP OUT OF REACH OF CHILDREN
READ SAFETY DIRECTIONS
FOR ANIMAL TREATMENT ONLY

FRONTLINE
TOP SPOT FOR DOGS

100 g/L Fipronil

For the treatment and prevention of flea infestations, control of flea allergy dermatitis and control of ticks (including paralysis tick) on dogs.

Water fast
Monthly application for fleas
Two weekly application for paralysis ticks.



6 x 2.68 mL pipettes

FRONTLINE is a registered trademark of Merial.
Copyright © 2000 Merial Limited. All rights reserved.



DIRECTIONS FOR USE :

DO NOT USE ON PUPPIES UNDER 3 MONTHS OF AGE.

Dosage

For dogs less than 60 kg in weight, use a single pipette from a pack indicated for dogs of the appropriate weight range. For dogs over 60 kg, pipettes of different volumes may be combined to provide a suitable dose.

Application

Break the snap-off top from the pipette along the scored line. Choose an area where licking cannot occur e.g. on the back of the neck. Part the coat until the skin is visible. Place the tip of the pipette on the skin and squeeze several times to empty its contents directly on to the skin. Take care to avoid excessive wetting of the hair as this will leave a sticky appearance of hairs at the treatment spot. However, if this should occur, it will disappear within 24 hours after application.

Fleas (*Ctenocephalides felis*) and Flea Allergy Dermatitis : For the treatment and prevention of flea infestation for one month on dogs, apply the entire contents of one pipette as directed. For ongoing flea control use **FRONTLINE® TOP SPOT** monthly. For control of flea allergy dermatitis, apply monthly to the affected dog and to all other cats and dogs in the household.

Paralysis Tick (*Ixodes holocyclus*) : For the control of Paralysis Tick infestations on dogs for up to 2 weeks, apply the entire contents of one pipette as directed. While **FRONTLINE® TOP SPOT** provides control of Paralysis Ticks, use of the product does not guarantee prevention of tick paralysis because ticks are not killed immediately after attachment. Following application, daily searching of dogs for ticks must continue, to minimise the risk of tick paralysis. See your veterinarian for advice on searching techniques.

Brown Dog Tick (*Rhipicephalus sanguineus*) : For the control of Brown Dog Ticks on dogs for up to 1 month, apply the entire contents of one pipette as directed.

NOT TO BE USED FOR ANY PURPOSE, OR IN ANY MANNER, CONTRARY TO THIS LABEL UNLESS AUTHORISED UNDER APPROPRIATE LEGISLATION.

For use only on dogs.

Further Information : It is recommended not to bath or shampoo the animal during the 48 hours after treatment with **FRONTLINE® TOP SPOT**. The product will spread over the coat of the animal within 24 hours. Once spread **FRONTLINE® TOP SPOT** is water fast and regular water immersions will not adversely affect its activity. In paralysis tick areas, daily searching to prevent tick paralysis is necessary during the paralysis tick season. The season is approximately from Spring to Autumn but may be year-round in tropical areas. Consult your veterinarian for local information on tick prevalence.

FRONTLINE® may be used as the only product for flea control as it breaks the life cycle and kills fleas emerging from the environment to reinfest the dog. If more rapid resolution of heavy environmental infestations is required, additional environmental control using a registered premises treatment may be implemented. Do not use **FRONTLINE® TOP SPOT** if you or your pet have a known hypersensitivity to insecticides or alcohol.

FRONTLINE®

TOP SPOT FOR DOGS



DIRECTIONS FOR USE :

DO NOT USE ON PUPPIES UNDER 3 MONTHS OF AGE.

Dosage

For dogs less than 60 kg in weight, use a single pipette from a pack indicated for dogs of the appropriate weight range. For dogs over 60 kg, pipettes of different volumes may be combined to provide a suitable dose.

Application

Break the snap-off top from the pipette along the scored line. Choose an area where licking cannot occur e.g. on the back of the neck. Part the coat until the skin is visible. Place the tip of the pipette on the skin and squeeze several times to empty its contents directly on to the skin. Take care to avoid excessive wetting of the hair as this will leave a sticky appearance of hairs at the treatment spot. However, if this should occur, it will disappear within 24 hours after application.

Fleas (*Ctenocephalides felis*) and Flea Allergy Dermatitis : For the treatment and prevention of flea infestation for one month on dogs, apply the entire contents of one pipette as directed. For ongoing flea control use **FRONTLINE® TOP SPOT** monthly. For control of flea allergy dermatitis, apply monthly to the affected dog and to all other cats and dogs in the household.

Paralysis Tick (*Ixodes holocyclus*) : For the control of Paralysis Tick infestations on dogs for up to 2 weeks, apply the entire contents of one pipette as directed. While **FRONTLINE® TOP SPOT** provides control of Paralysis Ticks, use of the product does not guarantee prevention of tick paralysis because ticks are not killed immediately after attachment. Following application, daily searching of dogs for ticks must continue, to minimise the risk of tick paralysis. See your veterinarian for advice on searching techniques.

Brown Dog Tick (*Rhipicephalus sanguineus*) : For the control of Brown Dog Ticks on dogs for up to 1 month, apply the entire contents of one pipette as directed.

NOT TO BE USED FOR ANY PURPOSE, OR IN ANY MANNER, CONTRARY TO THIS LABEL UNLESS AUTHORISED UNDER APPROPRIATE LEGISLATION.

For use only on dogs.

Further Information : It is recommended not to bath or shampoo the animal during the 48 hours after treatment with **FRONTLINE® TOP SPOT**. The product will spread over the coat of the animal within 24 hours. Once spread **FRONTLINE® TOP SPOT** is water fast and regular water immersions will not adversely affect its activity. In paralysis tick areas, daily searching to prevent tick paralysis is necessary during the paralysis tick season. The season is approximately from Spring to Autumn but may be year-round in tropical areas. Consult your veterinarian for local information on tick prevalence.

FRONTLINE® may be used as the only product for flea control as it breaks the life cycle and kills fleas emerging from the environment to reinfest the dog. If more rapid resolution of heavy environmental infestations is required, additional environmental control using a registered premises treatment may be implemented.

Do not use **FRONTLINE® TOP SPOT** if you or your pet have a known hypersensitivity to insecticides or alcohol.